



Salisbury Neighbourhood Development Plan

Community Infrastructure Survey

Findings from the public survey:

17th May – 14th June 2021

This report was prepared by Community First in consultation with Salisbury City Council and the Salisbury Neighbourhood Development Plan Steering Group.



Report Contents

Introduction	3
Survey Design & Distribution	3
Response Rate.....	4
Open Ended Responses.....	5
Summary of Findings.....	6
Survey Responses	8
Organisation Information.....	8
For Schools	11
For Community Organisations Including Churches	15
Appendices.....	18
Appendix 1: Survey Questions	19
Appendix 2: Open Ended Responses.....	22

Introduction

This report has been prepared for Salisbury City Council and the Steering Group for the Salisbury Neighbourhood Development Plan (SNDP). The report presents a summary of findings from the Salisbury Neighbourhood Development Plan Community Infrastructure Survey, an online survey which gathered responses from community infrastructure organisations in Salisbury between 17th May – 14th June 2021.

In 2020, Community First worked with Salisbury City Council, the SNDP Steering Group and a Planning Consultant to create and launch a Community Survey for Salisbury residents. This also included an Open Space Survey, an additional supplementary survey about Green Infrastructure to inform the Wiltshire-wide Local Plan Review. Whilst the original Community Survey gathered responses on the use of local community infrastructure by members of the public in Salisbury, the steering group also wanted to hear from community infrastructure organisations themselves, with a view to including a community infrastructure policy in the proposed Neighbourhood Plan.

Survey Design & Distribution

The Community Infrastructure Survey was specifically designed to gather the views of community infrastructure organisations such as schools, churches, and community organisations with members. The survey was not aimed at residents or members of the public. The purpose of the survey was to gather evidence to inform the preparation of the Salisbury Neighbourhood Development Plan as it pertains to the needs of community infrastructure organisations and the people who use this provision locally. The survey questions were created by Salisbury City Council and the SNDP Steering Group, working alongside a Planning Consultant. A copy of the survey questions can be found in Appendix 1 of this report.

The survey was designed and built using cloud-based online survey software Zoho and branded with the Salisbury Neighbourhood Development Plan logo and colour scheme. Responses were gathered online via a URL which was shared with a targeted list of community infrastructure organisations via email, with a weekly reminder email to achieve the maximum number of responses from local organisations. In addition to email communication, a notice with a link to complete the survey was posted on the Salisbury City Council website and on social media.

There were 14 questions in the SNDP Community Infrastructure Survey. The survey was divided into four sections, with conditional logic applied to make the survey more user friendly for different types of community infrastructure organisations. The survey questions were arranged as follows:

1. Introductory page (0 questions)
2. Postcode, service users and organisation type (3 questions)
3. For schools (8 questions)
4. For community organisations including churches (3 questions)

Organisations completing section 2 were then directed to the most appropriate section of the survey based on their categorisation as either a school/college (section 3) or church/community organisation with members (section 4). For organisations who selected 'other', sections 3 and 4 were both presented with no conditional logic, so that these organisations could respond to the questions they felt were relevant for them.

The Salisbury Neighbourhood Development Plan Community Infrastructure Survey was closed for responses at midnight on Monday 14th June 2021.

Response Rate

Survey Visits	Full Responses	Partial Responses	Total Responses
882	103 (24%)	329 (76%)	432

A total of 882 community infrastructure organisations or their representatives accessed the SNDP Community Infrastructure Survey between 17th May – 14th June 2021.

- There were 432 (full or partial) survey responses in total.
- This represents an engagement rate of 48% and a completion rate of 12% overall.
- 24% of organisations submitted a completed response.
- 76% of respondents submitted a partial response (including abandoned responses).

Actual response figures and (rounded) percentage breakdowns are provided for each survey question in this report. This represents the number of responses received as a proportion of all respondents answering each individual question. Not all responding organisations provided answers to all the questions available, therefore the figures presented for each question may not necessarily match the totals listed above.

It is important to note that, for this survey a 'complete response' is a response from an organisation which answered all the relevant questions for their *organisation type*. For example, for schools and colleges a complete response would be all questions in section 2 and all questions in section 3. Similarly, a complete response from churches and other community organisations would include all questions in section 2 and all questions in section 4. For organisations who selected 'other', a complete response to all questions in sections 2, 3 and 4 was technically possible as no conditional logic was applied to responses from this group. 'Other' organisations were free to respond to the questions they felt were most appropriate to their organisation and its activities.

Broadly, the overall response and engagement rate for the Community Infrastructure Survey was good. It is difficult to benchmark accurately as survey response rates can be unpredictable. However, when compared to a similar Community Infrastructure Survey conducted by another NDP Steering Group in North Wiltshire, the overall response and engagement rate for the SNDP Community Infrastructure was *significantly* higher.

Despite this, the survey did not garner as much interest and engagement when compared to the public surveys in 2020. This may be because the circulation of the survey was more targeted and therefore distributed to a smaller group of individuals, limiting the sample size. Further, Covid-19 restrictions were still in place at the time the survey was distributed, and community infrastructure organisations may have been impacted by closures or otherwise occupied making plans for reopening or a return to normal services.

Open Ended Responses

There were 4 open-ended questions in the SNDP Community Infrastructure Survey which are summarised in this report. Unlike with the SNDP Community Survey and the Wiltshire Open Space Survey, there were fewer responses to open-ended questions from community infrastructure organisations in Salisbury when compared to responses from members of the public in 2020. Similarly, open-ended responses were not as detailed or comprehensive as those given for the SNDP public surveys, which had a higher-than-expected response rate overall, including for open-ended questions.

In addition, only two questions in the SNDP Community Infrastructure Survey (Section 3: For Schools) invited lengthier responses for what was needed in terms of additional provision. Open-ended questions were only visible to schools or colleges who had indicated that their current facilities were insufficient to meet their needs. This meant that views on what was felt to be needed were limited to those who currently lacked sufficient space.

As the sample size was small relative to all community infrastructure organisations in Salisbury, the results of this survey are not necessarily representative of the views of all local organisations or schools who may benefit from additional facilities or space, now or in the future. The results from the SNDP Community Infrastructure Survey should be considered a snapshot of views shared by organisations rather than an absolute reflection of local provision and what is felt to be needed for the community.

A complete list of open-ended responses for each question is included in Appendix 2 of this report. Open-ended comments have been reproduced verbatim from submitted survey responses and thus, may contain spelling, grammatical and other errors.

Summary of Findings

Organisation Information

- Responding organisations were distributed across the City of Salisbury, with a small number of responses from organisations outside Salisbury including Tilshead, Newton Tony, Amesbury and Middle Winterslow.
- When combined, 83% of responding schools, churches and organisations were based in SP1 and SP2 postcodes.
- Except for schools, responding organisations currently provide facilities and services for a varied group of people across all age ranges in Salisbury.
- 25% of respondents said they were a community organisation with members. 19% were schools, with the majority of responses from primary schools (15%).
- 12% of survey respondents were churches.
- Other organisations made up over 40% of submitted survey responses with a variety of different organisations represented in this category including an almshouse, a Scout group, Children's Centres and a community centre/arts venue.

Please note: There were several responses from residents and businesses who would not ordinarily meet the definition of community infrastructure organisation. As there was no opportunity to leave an organisation name in the survey, these responses have been recorded and included in the analysis as these organisations/individuals may have provided a response on behalf of an organisation they represent.

Schools and Colleges

- A total of 22 schools responded to the survey, with 17 primary schools and 5 secondary schools represented in the dataset.
- There were no responses from colleges or sixth form schools.
- The majority of schools (64%) said they did not require additional space for extra-curricular activities, with the remaining 36% (12 schools) who said they need additional rooms and facilities for activities such as after school clubs and study groups.
- In total, 8 primary schools and 2 secondary schools said additional rooms or facilities were needed for activities outside of normal school hours.
- A Children's Centre and a Scout group also require additional facilities for their work with children and young people.
- 83% of responding organisations said they required additional space. Amongst this group, all primary and secondary schools who said they need additional facilities/rooms also require additional space.
- Offsite space was not felt to be needed by primary or secondary schools who responded to the survey. However, the Scout group and Children's Centre suggested they could make use of offsite space.

- 31% of responding schools and organisations currently let out rooms to other groups for community activities. This included 6 primary schools and a Children's Centre.
- None of the responding secondary schools in the sample let out rooms or facilities.
- 56% of primary schools said their lettable spaces are fully utilised, with the remaining 44% who could take additional bookings.
- 25% of responding schools said they need additional room for extra-curricular activities and meetings. Of the schools who required additional space, 5 were primary schools and 2 were secondary schools.
- Amongst schools who need additional room or space, requirements included additional meeting rooms, a larger staff room and/or school hall, additional space to provide wraparound care and astroturf.

Churches/Community Organisations

- 28 community organisations with members and 14 churches responded to the survey.
- In addition, there were 49 responses from individuals representing 'other' organisations including voluntary groups, community venues, Children's Centres and businesses with community links.
- 47% of responding organisations said they currently let rooms or spaces to other groups and organisations for meetings, classes and other activities.
- The majority of respondents who let out space were churches (11) with 7 community organisations with members and 9 'other' organisations who also let part of their facilities. This included a community centre and events venue, a cultural organisation, a Scout group and an almshouse.
- 85% of organisations and churches suggested their lettable spaces are currently underutilised. However, this may be because of Covid-19 restrictions on indoor social gatherings and is not necessarily a true reflection of occupancy rates for community spaces in the future. This may also apply to underutilised lettable space in primary schools (see Schools – above)
- 18 responding organisations (31%) said they require an additional room or space for activities and meetings.



Survey Responses

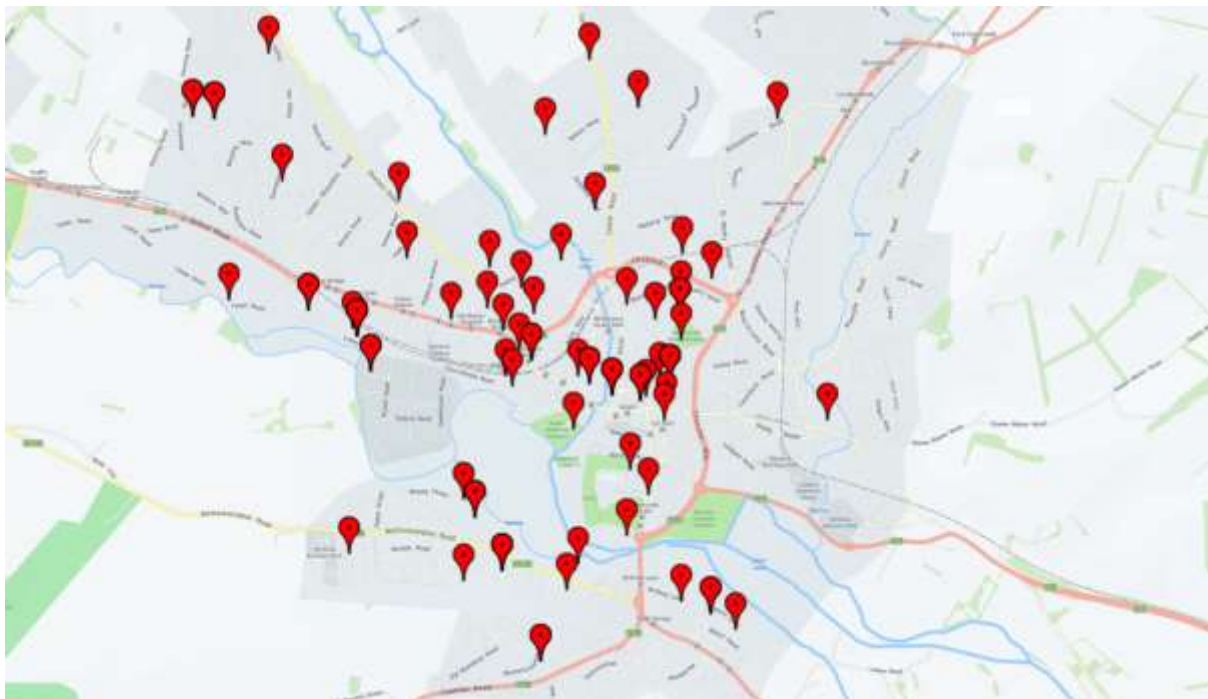
The analysis in this report is based on submitted responses to the Salisbury Neighbourhood Development Plan Community Infrastructure Survey between 17th May – 14th June 2021. Where possible open-ended questions have been summarised for each question. All verbatim responses are available in Appendix 2 of this report.

Organisation Information

As an introduction to the survey, all responding organisations were asked a number of general questions about their organisation including a postcode, the age group of service users and a general description of their organisation. The results from this section are outlined in the tables and graphs below.

Q1 What is your organisation's postcode? (101 responses)

Most responses were from organisations based in SP2 (51%) and SP1 (32%) postcodes. A small number of postcodes from SP3 (1%), SP4 (8%) and SP5 (8%) were also received. There were no responses from organisations outside the SP postcode area. The map below shows SP1 and SP2 postcode data and demonstrates a good response from community infrastructure organisations across the city area:



View batch geocoding data using this link: [SNDP Community Infrastructure Survey](#)

Q2 What age group best describes your users? (364 responses)

Community infrastructure organisations were asked to describe the age group/s of their service users. This was a multiple-choice question:

	Count	Percent
0-18 years	50	44%
19-29 years	38	34%
30-39 years	48	42%
40-49 years	56	50%
50-59 years	59	52%
60-69 years	58	51%
70+ years	55	49%

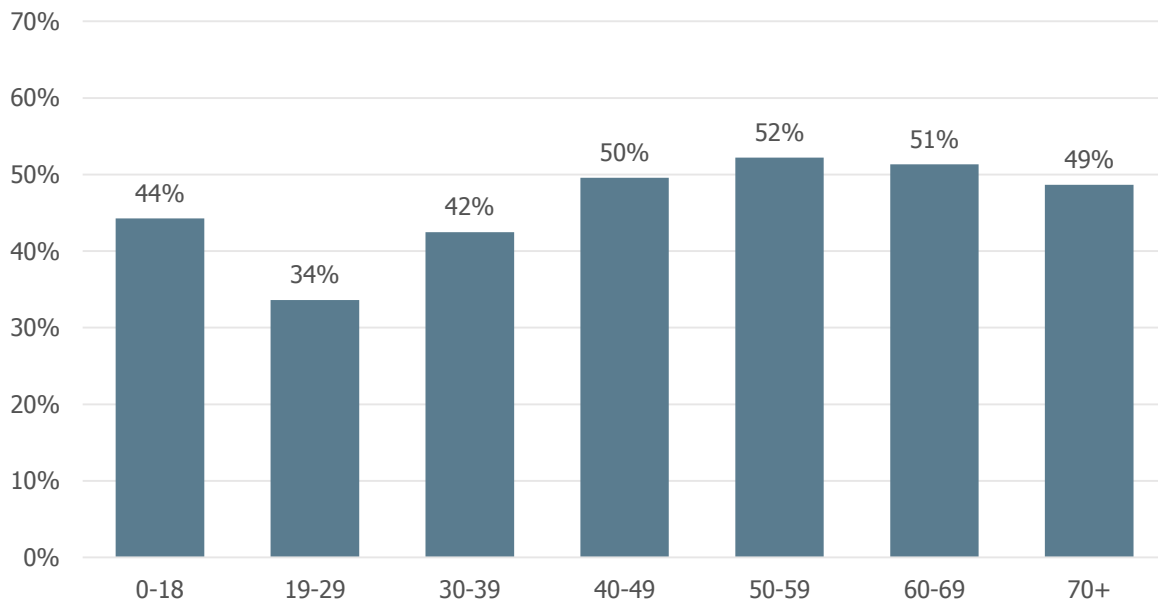


Figure 1: Age groups served by community infrastructure organisations

Responding organisations reported serving people across a wide variety of age ranges in Salisbury. With the exception of schools who served a young cohort (0-18), most of the community infrastructure organisations who responded to the survey selected multiple age ranges for their service users. A notable exception to this was a local walking/rambling group of which several members submitted responses indicating their age range was 70+.

Overall, people aged between 40-70+ were more represented as service users amongst the sample, with more than 50% of organisations (on average) offering provision for people in this age range. Young people aged 19-29 were least represented amongst service users of responding organisations, with 34% of organisations serving this group.

This suggests that community infrastructure organisations currently provide facilities and services for a varied group of people across all age ranges in Salisbury.

Q3 How would you describe your organisation? (113 responses)

	Count	Percent
A primary school	17	15%
A secondary school	5	4%
A college or sixth form school	0	0%
A church	14	12%
A community organisation with members	28	25%
Other (Please specify)	49	43%

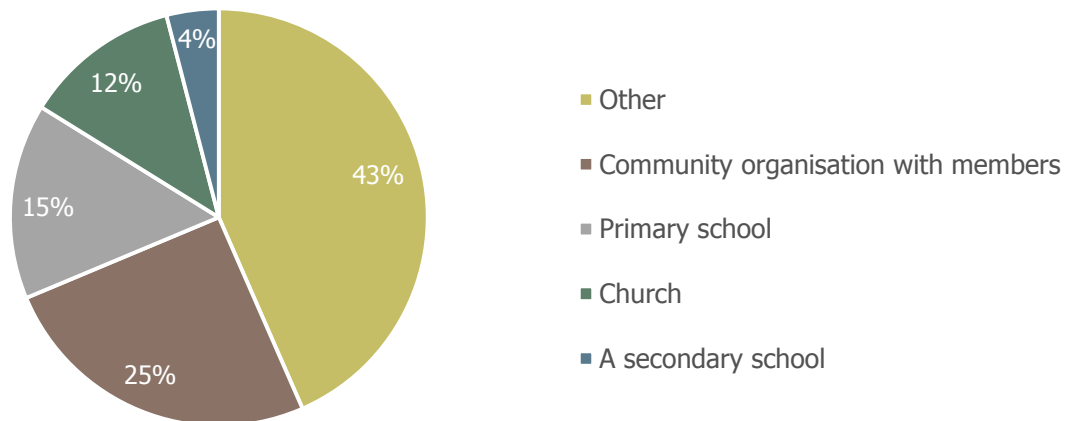


Figure 1: How would you describe your organisation?

Responding organisations were asked to describe the type of community infrastructure service they provided for the community. 25% of organisations said they were a community organisation with members, with a further 19% (combined) said they were a primary (15%) or secondary (4%) school. There were no recorded responses from local colleges of sixth form schools. 12% of responding organisations were churches.

'Other' responses made up 43% of those who responded to the survey. A variety of different organisations were represented in this category including voluntary groups, an almshouse, scouts, a children's centre, a shopmobility service, a community centre and arts venue, a social enterprise or community interest company and a business with community links.

Amongst the recorded survey data, were a small number of responses from individuals and/or businesses who would not usually fall under the category of community infrastructure organisation, but who may have provided a response on behalf of an organisation or facility they represented. It was not clear from the dataset whether this was the case (as there was no option to leave an organisation name), therefore these responses have been recorded as part of the survey analysis. Examples included:

I am the Wiltshire and City Councillor for Salisbury St Edmunds Ward

Community member

One respondent represented more than one type of community infrastructure organisation as they were involved in 2 local churches, a governor of a local school and a member of a community network.

A complete list of verbatim responses is included in Appendix 2 of this report.

For Schools

Organisations who selected 'A primary school', 'A secondary school', 'A college or sixth form school' or 'Other' for Q3 'How would you describe your organisation' were automatically routed to questions relating to schools.

This section summarises responses from schools in relation to the requirement for additional rooms or facilities and the type/location of any additional space that was felt to be needed. In addition, this section also outlines whether responding schools sub-let their facilities and any additional space required for extra-curricular meetings and activities.

Q4 Do you ever require additional rooms or facilities for extra-curricular activities such as after school clubs, extra study, activities, events, etc? (33 responses)

	Count	Percent
Yes	12	36%
No	21	64%

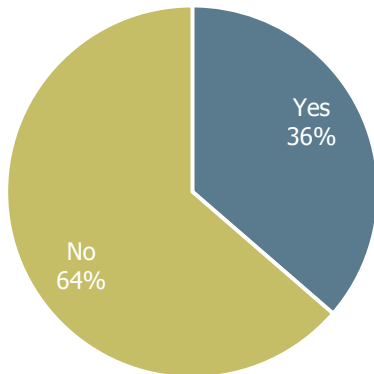


Figure 2: Do you ever require additional rooms or facilities for extra-curricular activities?

The majority of responding schools (64%) said they did not require additional rooms or facilities for extra-curricular activities such as after school clubs or study groups. The remaining 36% of responding primary and secondary schools indicated that they did require additional space for activities outside of school time.

8 primary schools said they required additional facilities, with a further 2 secondary schools who said additional rooms or facilities were needed. The remaining 2 organisations who said they required additional facilities were 'Other' organisations. These responses were from a Children's Centre and a Scout group.

Q5 If you answered "yes" to the last question, do you have sufficient space, or do you require additional space? (12 responses)

	Count	Percent
We have sufficient space	2	17%
We require additional space	10	83%

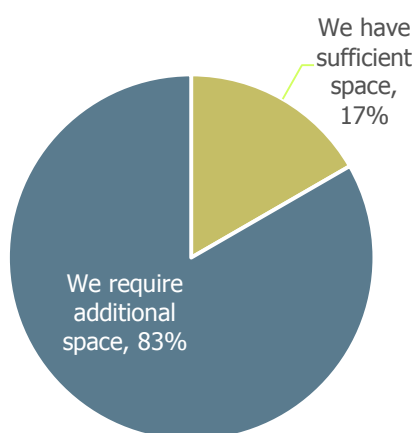


Figure 3: Do you have sufficient space, or do you require additional space?

Amongst responding schools who said they required additional rooms or facilities, a cross tab analysis showed that 100% of responding primary and secondary schools said they would require additional space to accommodate new facilities and rooms.

The remaining 17% of responding 'Other' organisations (2) indicated in the chart (left) said they did not require any additional space. These responses were from a Children's Centre and a Scout group who indicated they could make use of additional space offsite (see question 6)

Q6 If you answered "yes" to the last question, do you require this space within your school or could you utilise a space off-site? (2 responses)

	Count	Percent
Yes	2	100%
No	0	0

Of the organisations who responded to this question, none of the respondents were primary or secondary schools. This suggests that off-site space was not felt to be needed amongst responding schools in this sample. However, 'Other' responses from a Children's Centre and a Scout group suggested they would require additional space outside of their current site, possibly to expand their service or meet additional demand.

Q7 If you answered "yes" to the last question, please describe the type of location, space or facility your school requires for extra-curricular activities (1 response)

There was 1 response to this question from a Children's Centre who said they required off-site space for: *"Occasional spaces for courses with families."*

Q8 Does your school let out rooms to other organisations for community activities? (29 responses)

	Count	Percent
Yes	9	31%
No	20	69%

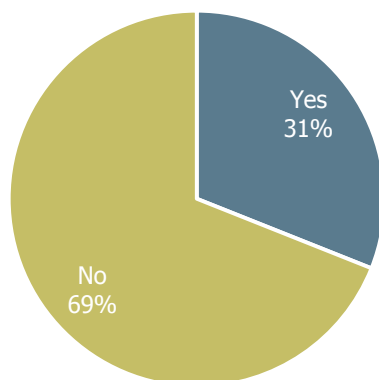


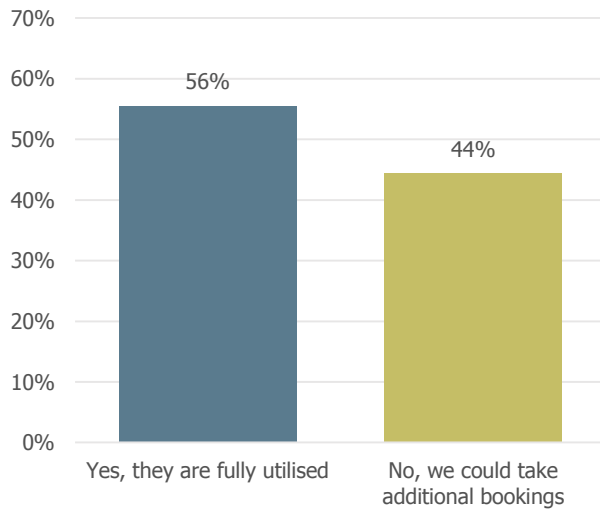
Figure 4: Does your school let out rooms to other organisations?

31% of responding schools said they let out rooms to other organisations for community activities. This included 6 primary schools. The remaining 3 organisations who answered 'yes' to this question were 'Other' organisations in an educational field e.g., Children's Centre.

69% of responding organisations said they did not let out rooms. Indeed, a cross tab analysis showed that none of the secondary schools in this sample currently sub-let any part of their facilities to groups or other community organisations.

Q9 If you answered "yes" to the last question, are your lettable spaces fully utilised, or could you take additional bookings? (9 responses)

	Count	Percent
Yes, they are fully utilised	5	56%
No, we could take additional bookings	4	44%

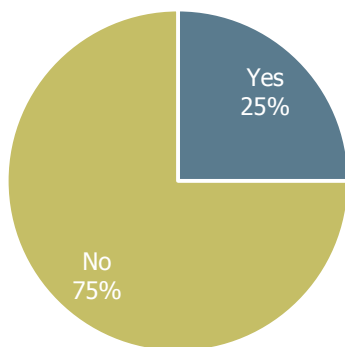


56% of responding organisations and schools who let out rooms to other organisations said their spaces are fully utilised. This included half (3) of the primary schools who said they let out space to other groups. 44% of respondents, including 3 primary schools said they could take additional bookings. The remaining response was from a person who represented a local Church and a school (as a Governor). This suggests that some primary schools in the sample may have underutilised lettable space.

Figure 5: Are your lettable spaces fully utilised or could you take additional bookings?

Q10 Do you consider that your school needs any additional room or space for extra-curricular activities and meetings? (28 Responses)

	Count	Percent
Yes	7	25%
No	21	75%



75% of responding schools and other organisations said they did not need additional room or space in their school for extra-curricular activities or meetings.

The remaining 25% (7 schools) said they did need additional room or space. Of the schools who required additional space, 5 were primary schools and 2 were secondary schools.

Figure 6: Does your school need additional room/space for extra-curricular activities and meetings?



Q11 If you answered 'yes' to the last question, please describe the type of room or space your school requires. (7 responses)

This was an open-ended question which invited responding schools and organisations to describe what additional spaces or rooms would meet their needs. One school said they required additional meeting rooms, a second school felt they needed a larger staff room and a third school said they require astroturf. Two additional responding schools said the size of their school hall was insufficient to accommodate whole school events, plays or other activities for a larger group of students.

"We regularly hire the Village Hall for PE & whole school events as we do not have enough space to hold these onsite."

"Our hall is small, so we struggle to put on plays or music soirees safely."

One responding school said that they were struggling to provide a large enough space for wraparound care and wanted to make use of the Children's Centre space onsite. A further response from a school indicated that they were keen to expand their extracurricular timetable for students but were unable to accommodate this due to the hall being occupied for wraparound care. This school also expressed concern that there was insufficient private space for SEND interventions and mental health provision, as well as music lessons during the school day.

"A larger space for wrap-around care. The children's centre building on our site, which used to be our nursery, would be ideal."

"As the school hall is therefore utilised every day before and after school, we struggle to offer extracurricular activities.... We also require additional space during the day for SEND interventions and mental health provision which require privacy as corridors are not practicable and are the only space available to us. Music lessons run by peripatetic teachers are also tricky to host in the school day as there is a lack of space."

All verbatim open-ended responses to this question are included in Appendix 2.

For Community Organisations Including Churches

This section presents an analysis of responses received from churches, community organisations with members and 'other' organisations in relation to the current utilisation of bookable space and any additional room or space required for activities and meetings.

Q12 Does your organisation let rooms or spaces for other community organisations to utilise, for instance for meetings, classes, parties etc? (58 Responses)

	Count	Percent
Yes	27	47%
No	31	53%

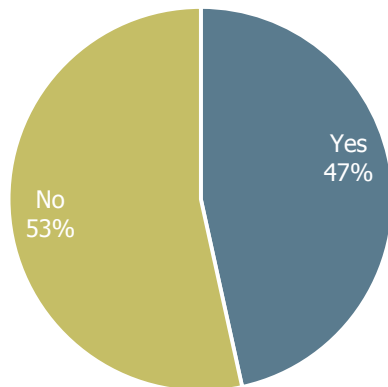


Figure 7: Does your organisation let rooms or spaces to other community organisations?

53% of responding organisations said they do not currently let rooms or spaces to other community groups. The remaining 47% of respondents (27 organisations) let rooms or spaces for others to use e.g., for meetings, classes and parties.

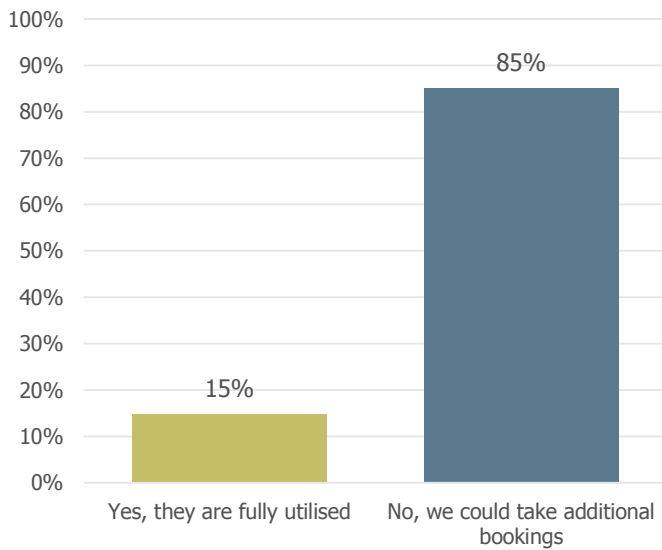
The majority of respondents who let out rooms/spaces were churches (11) with 7 community organisations who also let out space in their facilities. Amongst 'other' responding organisations who let out rooms or spaces for other groups were:

A church café and community centre, a Scout group, a listening organisation with volunteers (The Listening Place), a community centre and events venue, an almshouse, a cultural organisation and a representative from 2 local Anglican churches.

Q13 If you answered "yes" to the last question, are your lettable spaces fully utilised, or could you take additional bookings? (27 Responses)

	Count	Percent
Yes, they are fully utilised	4	15%
No, we could take additional bookings	23	85%

It is important to note that the survey introduction did not stipulate whether responding organisations should answer with normal service levels in mind or based on current use of space by community groups and organisations. At the time the survey was conducted, Covid-19 restrictions were still in place and meetings/events/gatherings were discouraged for public health reasons. For some buildings e.g., churches and community venues, it is unlikely that any event, activity or class with sufficient numbers to fill a larger space would be permitted under Covid-19 rules.



This could explain why 85% of responding organisations indicated their space was currently underoccupied. Amongst the survey sample were 9 churches and 7 community organisations who said they could take additional bookings.

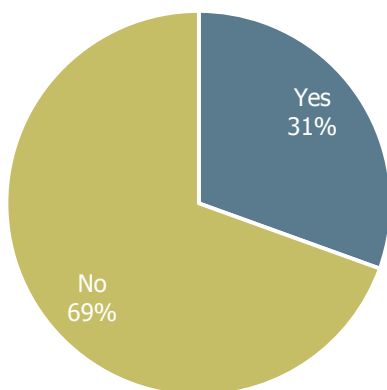
The remaining 15% (4 organisations) said their space was fully utilised. This included a Scout group, 2 churches and an almshouse.

Figure 8: Are your lettable spaces fully utilised?

With the above in mind, the reported underutilisation of space in buildings owned and operated by churches and community organisations in Salisbury, is not necessarily a true reflection of occupancy rates for community spaces in the future.

Q14 Do you consider that your organisation needs an additional room or space for activities and meetings? (59 Responses)

	Count	Percent
Yes	18	31%
No	41	69%



69% of responding organisations said they did not need additional space for activities and meetings. The remaining 31% (18 churches and other organisations) felt they needed an additional room or more space for activities.

Of those who require more space, 12 were community organisations and 2 were churches. The remaining 4 'other' organisations were a Children's Centre, a listening/counselling service, an infrastructure organisation and a member of the public (who did not specify which organisation they were representing for the survey.)

Figure 9: Does your organisation need an additional room or space for activities and meetings?



Appendices

SNDP Community Infrastructure Survey

Appendix 1: Survey Questions

Appendix 2: Open Ended Responses



Appendix 1: Survey Questions

Community Infrastructure Survey 17th May – 14th June 2021

Salisbury City Council and a group of dedicated volunteers from the community are preparing a Neighbourhood Development Plan for the city which will help shape future development.

We are keen to hear the views of Community Infrastructure organisations and their needs as they relate to the Salisbury Neighbourhood Development Plan.

This survey, which is open from 17th May to 14th June 2021, is for community infrastructure organisations and groups in Salisbury and should take no more than 5 minutes to complete.

Community Survey Questions

What is your organisation's postcode?

What age group best describes your users?

- 0-18
- 19-29
- 30-39
- 40-49
- 50-59
- 60-69
- 70+

How would you describe your organisation?

- A primary school
 - A secondary school
 - A college or sixth form school
 - A church
 - A community organisation with members
 - Other (Please specify)
-



For Schools

Do you ever require additional rooms or facilities for extra-curricular activities such as after school clubs, extra study, activities, events, etc?

Yes No

If you answered "yes" to the last question, do you have sufficient space, or do you require additional space?

We have sufficient space We require additional space

If you answered "yes" to the last question, do you require this space within your school or could you utilise a space off-site?

Yes No

If you answered "yes" to the last question, please describe the type of location, space or facility your school requires for extra curricular activities.

Does your school let out rooms to other organisations for community activities?

Yes No

If you answered "yes" to the last question, are your lettable spaces fully utilised, or could you take additional bookings?

- Yes, they are fully utilised
- No, we could take additional bookings

Do you consider that your school needs any additional room or space for extra-curricular activities and meetings?

Yes No

If you answered "yes" to the last question, please describe the type of room or space your school requires.



For community organisations including churches

Does your organisation let rooms or spaces for other community organisations to utilise, for instance for meetings, classes, parties etc?

Yes No

If you answered "yes" to the last question, are your lettable spaces fully utilised, or could you take additional bookings?

- Yes, they are fully utilised
- No, we could take additional bookings

Do you consider that your organisation needs an additional room or space for activities and meetings?

Yes No

Thank you for completing this survey

For more information about Salisbury Neighbourhood Development Plan, please visit the Salisbury City Council website.

Appendix 2: Open Ended Responses

How would you describe your organisation? (Other, please specify)

- Local Authority
- Guesthouse
- Social enterprise /community business with volunteers
- Infra Structure
- Householder
- Children's centre
- Trade union
- Charity
- Scouts
- Lala
- Business with community links
- Church and cafe and community centre
- Trained Listeners who are volunteers
- MOD property management
- Community centre and arts venue
- AA
- Resident
- Resident of Salisbury
- An almshouse
- Labour party councillor
- Climate Change movement
- Ramblers
- Fire and Rescue Service
- Resident
- A cultural organisation
- NHS hospital
- Ft
- I am the Wiltshire and City Councillor for Salisbury St Edmunds Ward
- I am an Anglican minister of 2 churches in Harnham, a school governor at Harnham Junior School and a core committee member of the Harnham Community Network
- Resident
- Small business
- Volunteer led walking group.
- A fellow Rambler
- Membership organisation
- Individual
- Resident
- Community Interest Company
- Ltd company
- Shopmobility
- Individual
- Surveying of Property
- Community member
- Council housing lodge

If you answered "yes" to the last question, please describe the type of location, space or facility your school requires for extra curricular activities.

- Occasional spaces for courses with families

If you answered "yes" to the last question, please describe the type of room or space your school requires.

- Meeting rooms
- We regularly hire the Village Hall for PE & whole school events as we do not have enough space to hold these onsite.

- Our hall is small, so we struggle to put on plays or music soirees safely.
- Larger staffroom
- A larger space for wrap-around care. The children's centre building on our site, which used to be our nursery, would be ideal.
- We operate a wraparound care facility within school from our school hall. This is a highly valued and essential service for our parents and their children, and it is run by ourselves and not by a third party which offers our children continuity of care and provision. As the school hall is therefore utilised every day before and after school, we struggle to offer extracurricular activities. The PE Grant provided by the DFE precludes capital expenditure and therefore we are unable to fully utilise this funding stream to provide the facility required for the provisions expected from the PE Grant. We have made several applications to the Diocesan Board of Education as this is a Church school, but their funds are for school condition not additional builds. The S106 funding was not given to the school following 3 building developments within our catchment area despite our numbers now exceeding our capacity. We also require additional space during the day for SEND interventions and mental health provision which require privacy as corridors are not practicable and are the only space available to us. Music lessons run by peripatetic teachers are also tricky to host in the school day as there is a lack of space.
- Astro turf