



Update from Estates

Parks

2024/25

- Sustainable floral display designed and installed in the Market Square by grounds team and officers
- New tarmac paths installed at the Avenue Cemetery and Pinewood Way Open Space
- Completion of 4 grass cutting rounds for residential areas which is an increase from previous year
- Re-surfacing works at Churchill Gardens
- 323 trees planted across the parish

2025/26

- Continued levels of grass cutting works with help from additional new staff members
- Purchase new machinery for long grass management
- Increased proactive works to keep resident requests of unmapped areas under control
- Sponsored roundabout maintenance





Churchill Gardens re-surfacing works













The background features several overlapping, semi-transparent circular shapes in shades of light green and pale blue. The largest circle is centered and contains the text. Other smaller circles are partially visible at the top-left and bottom-right corners.

Urban tree challenge 2024/25



Kensington Meadow

14 trees





Sarum Meadow

8 trees





Greencroft

20 trees





Greencroft





Victoria Park

50 trees





Wyndham Park

5 trees





Churchfields

3 trees



Streetscene

2024/25

- Chewing gum was a big challenge this year, the team purchased a new piece of equipment to enable them to remove it from pavements improving efficiency.
- 20 new replacement bins were installed around the city (replaced with recycling bins)
- 4 members of staff have successfully completed training on operating our tractor
- 6 Operatives completed training on how to operate road sweepers

2025/26

- Creation of a 2 Operative roving team to tackle street weeds across the parish and to help cover staff absences
- UK Health and Security Agency have changed the guidelines on public litter picking in Salisbury
- Replace steam cleaner for an improved model
- New electric van
- Lease ends on Addex road sweeper so machine will be replaced with a newer model.



Facilities

2024/25

- Crematorium roof replacement
- Sports pavilions improvement works
- LED lighting at the Guildhall
- Re-decorating at the Guildhall front offices and corridor
- Restoration works to the Cathedral Porch at Bourne Hill

2025/26

- Poultry cross phase 2 work
- Re-decoration of the Crown Court
- Appoint a contractor for repairs and maintenance contract
- Implement a new out of hours system



Salisbury Crematorium & Cemeteries

10th March 2025

Neil Lucas



















CREMATORIUM TECHNICIANS TRAINING SCHEME (CTTS) BTEC Accredited

The Crematorium Technicians Training Scheme (CTTS) is provided as part of the Institute of Cemetery and Crematorium Management (ICCM) portfolio of **accredited** educational courses; it can be completed on its own to conform with the requirements of the Process Guidance Notes for Crematoria or as a prelude to the Provision Layout and Management of Crematoria Unit which is part of the ICCM diploma course.

Edexcel has accredited the course to BTEC standard and validates its contents on an annual basis. The course, which is supplied via email, is worked through at the candidate's own pace. An on site or on-line video assessment forms part of the course.

CTTS is the only qualification mentioned in the Secretary of State's Process Guidance Note that has the credibility of performing to a nationally recognised standard.

ACCREDITED QUALIFICATIONS FOR CREMATORIUM PROFESSIONALS

BTEC Certificate for ICCM Crematorium Technical Operations







Salisbury City Council CCTV

Keith Jackson
CCTV Manager

Salisbury City Council CCTV Report 2023

Key Statistics

- ◆ 1,169 Operator Sessions
- CCTV operators completed 1,169 shifts, averaging 97 monthly shifts across various time slots.
- ◆ 4,700 Hours Worked
- **The highest recorded total since 2018**, with 70% of the hours covered by volunteers.
- ◆ 334 Requests to View (RTV) Received
- Requests were related to robbery, sexual assault, burglary, theft, rape, and criminal damage.
- 231 RTVs (69%) were used as evidence with a positive outcome.
- ◆ 1,848 Logbook Entries
- Operators recorded daily activities, responding to incidents either proactively or based on information from partners.

Sources of Log Entries in 2023

Source	Entries	Arrests
2144	35	35
Observed by CCTV	35	35
Pub/Watch	35	35
Wiltshire Police	35	35

Hours Worked Per Year (2020-2023)

Year	Hours Worked
2020	4,444
2021	4,554
2022	4,656
2023	4,700

Top 5 RTV Reasons in 2023

Reason	Count
Assault	79
Theft	71
Criminal Damage	71
RTC (Road Traffic Collision)	53
Robbery	13

Summary of Salisbury City CCTV Report 2024

Key Points

- ◆ 1,089 operator sessions – CCTV operators carried out 1,089 duties, averaging 91 shifts per month across day, evening, and overnight.
- ◆ 4,815 hours worked – An increase of 115 hours compared to 2023, continuing a four-year upward trend.
- ◆ 30 different operators – A team of 27 volunteers contributed 76% of total hours in the control room.
- ◆ 408 RTVs received – These requests were related to theft, robbery, fraud, assault, burglary, and other crimes. 271 of these were seized as evidence.
- ◆ 2,127 logbook entries – CCTV operators documented daily incidents, either in response to alerts or through proactive observation.

◆ **Top crime categories for RTVs in 2024:**

- **Assault** (84 cases)
- **Theft** (63 cases)
- **Criminal damage** (48 cases)
- **Burglary** (23 cases)
- **Public order offenses** (20 cases)

◆ **RTV and evidence trends** - Over the past four years, the percentage of RTVs leading to evidence seizure has stayed around **65-69%**.

The CCTV team plays a **critical role** in monitoring and documenting incidents, assisting law enforcement, and maintaining public safety.

Comparison of Salisbury City CCTV Reports (2023 vs 2024)

Key Differences & Trends

Category	2023	2024	Change
Operator Sessions	1,169	1,089	↓ 80
Hours Worked	4,700	4,815	↑ 115
RTVs Received	334	408	↑ 74
RTVs Seized	231 (69%)	271 (66%)	↑ 40
Log Book Entries	1,848	2,127	↑ 279

Key Observations

- ✓ **Increased Hours Worked** - 115 more hours logged in 2024, continuing a four-year growth trend.
- ✓ **More RTVs Processed** - A rise from 334 in 2023 to 408 in 2024, showing an increase in recorded incidents.
- ✓ **Logbook Entries Increased** - 2,127 in 2024 compared to 1,848 in 2023, indicating more documented incidents.
- ✓ **Slight Decline in Operator Sessions** - Down from 1,169 in 2023 to 1,089 in 2024, suggesting fewer shifts but longer working hours.
- ✓ **Top Crime Categories Remain Similar** - Assault, theft, and criminal damage continue to be the leading offenses.

CCTV – GOOD WORK

Key Points from 30th November 2024

- **General Observations**
 - Shops were proactive in reporting suspicious behaviour and theft, enabling quick responses.
- **Incidents and Responses**
 - **12:30:** An intoxicated female attempting to open wine bottles was handled by ASB Wardens and BID Rangers and then handed over to ambulance services.
 - **13:40:** Male recovered £900 worth of electrical goods; pursued by ASB Wardens and BID Rangers but lost in the car park.
 - **15:00/15:10:** Three individuals recovered £142 worth of goods; fled to a car park and were captured on CCTV.
- **Partnership and Coordination**
 - Effective coordination between CCTV, ASB Wardens, BID Rangers, and store security teams led to successful deterrence, recovery, and prevention of theft and anti-social behaviour.

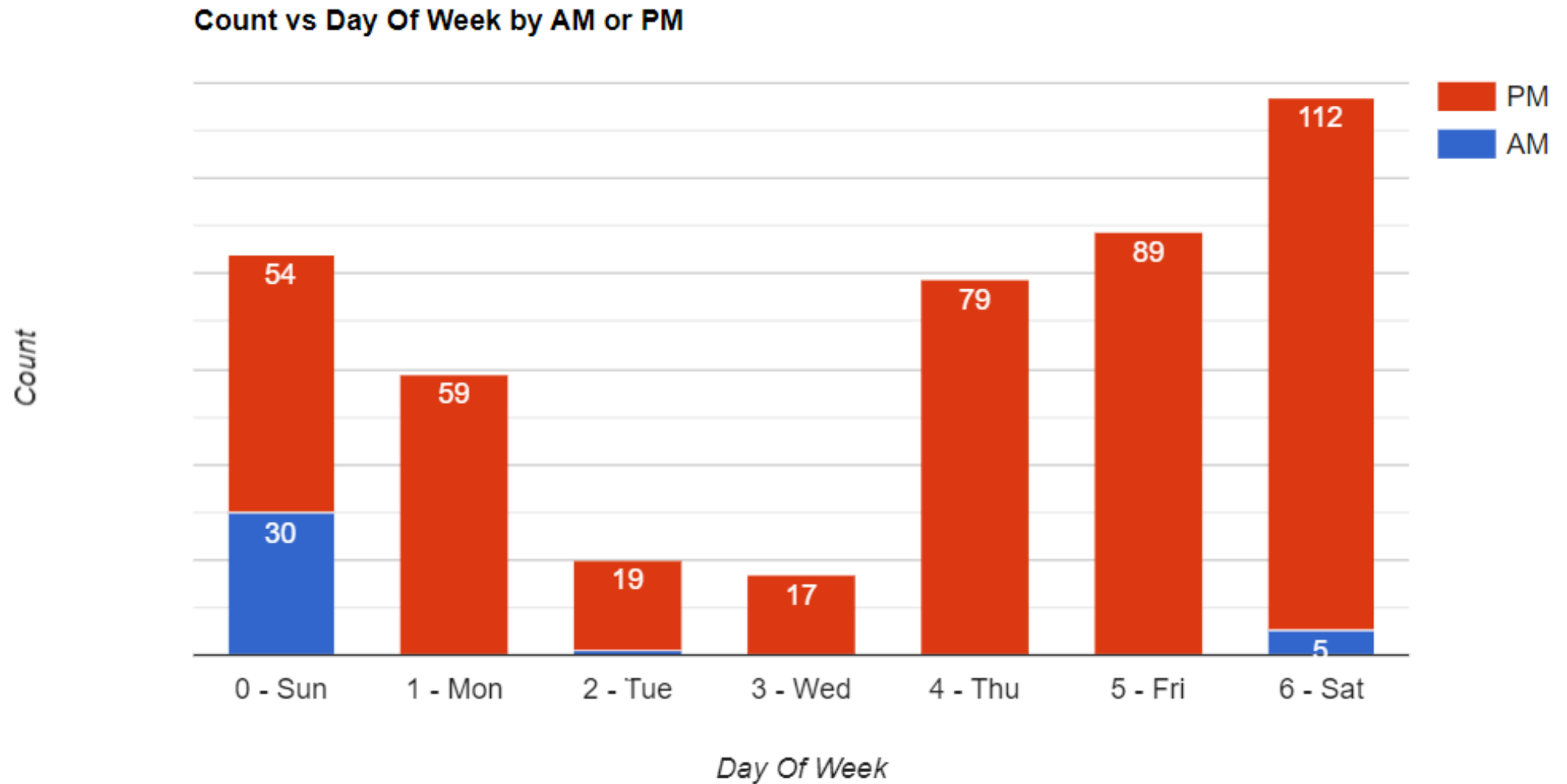
Additional Reports

- **11th December 2024:** ASB Wardens and CCTV detained suspects and recovered goods worth £127.
- **3rd January 2025:** Sierra 8 (Malting Security) assisted a person in distress in the Cheese Market.
- **11th January 2025:** Arrest of a wanted person, Mr. Gladding, in the Cheese market.
- **13th February 2025:** A female attempted to smash windows of HSBC and other stores; arrested with CCTV footage used as evidence.

ASB WARDENS

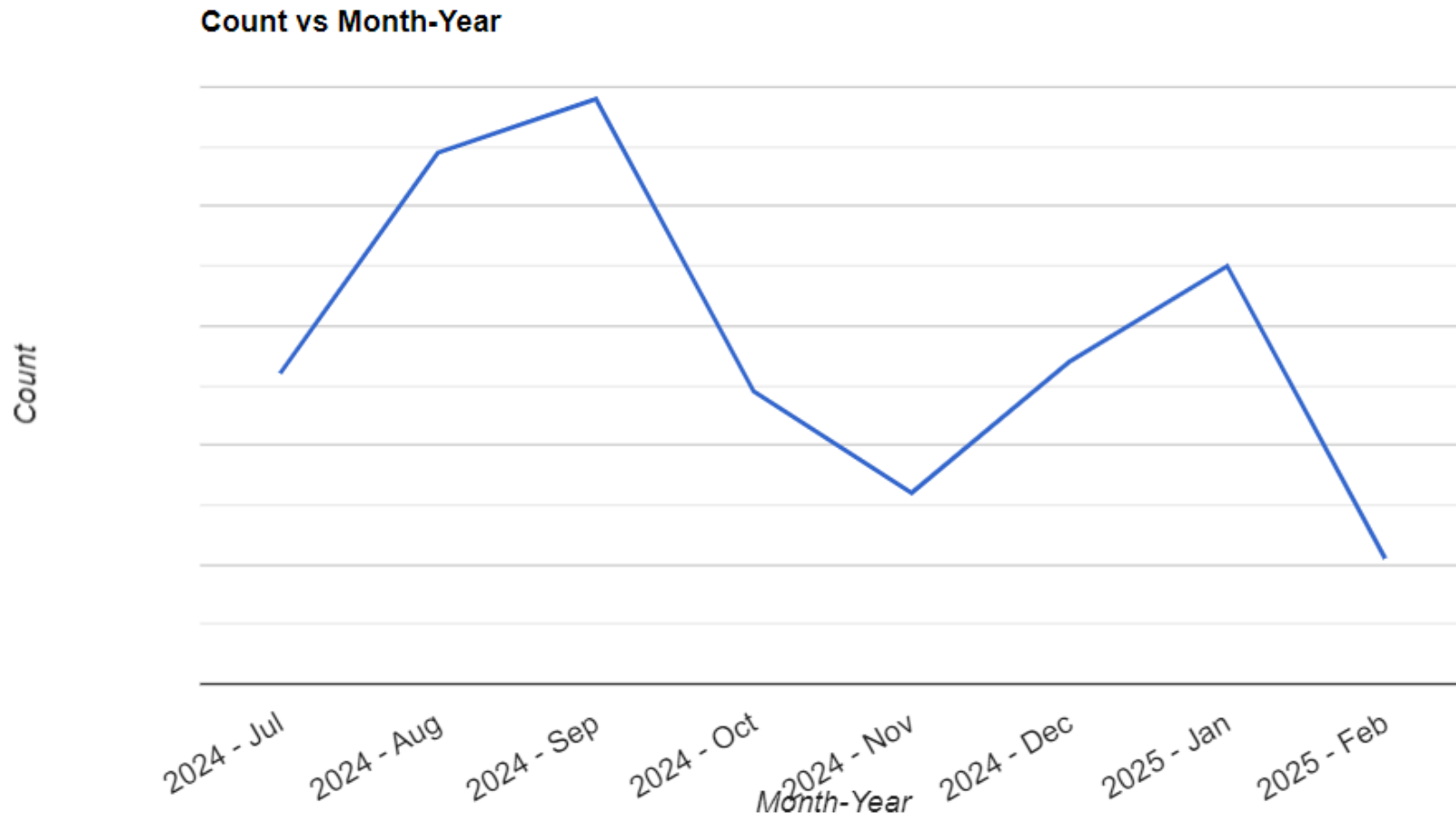


This chart illustrates the number of incidents on a week interval stacked by AM or PM.

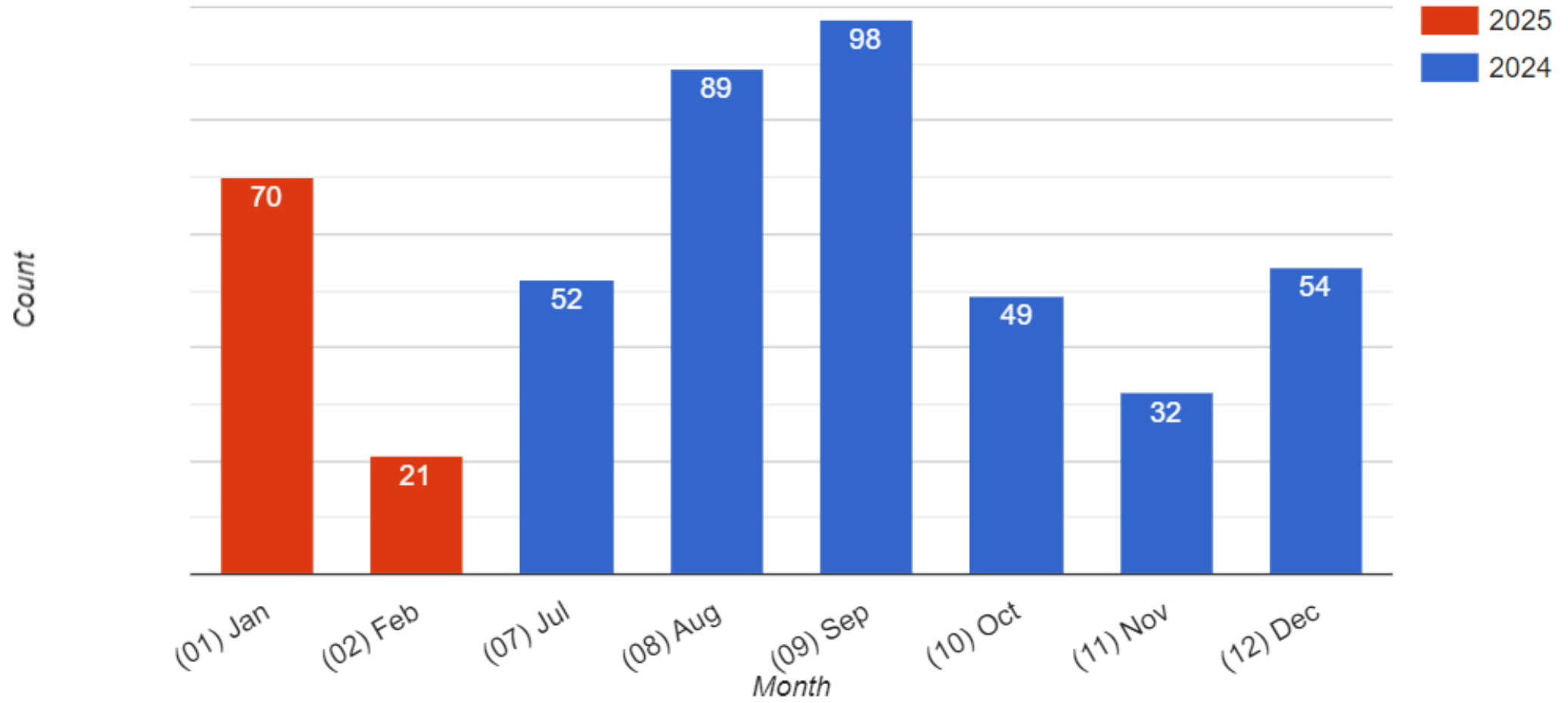


Incident Count over Time By Month

This line chart illustrates the number of incidents over the past months.



Count vs Month by Year



Incident Distribution through Months Heat Map (%)

This heat map illustrates the incident distribution over months (All years included). This helps understand the high risks months.

Month	(01) Jan	(02) Feb	(07) Jul	(08) Aug	(09) Sep	(10) Oct	(11) Nov	(12) Dec	Totals
Day Of Week									
0 - Sun	2.8%		4.3%	5.2%	1.7%	0.2%	1.1%	2.8%	18.1%
1 - Mon	2.4%		1.7%	1.1%	3.0%	1.3%	0.6%	2.6%	12.7%
2 - Tue	1.3%	1.7%				0.9%	0.2%	0.2%	4.3%
3 - Wed	0.9%	0.9%	0.6%		1.1%	0.2%			3.7%
4 - Thu	1.7%	0.4%	0.9%	3.4%	3.7%	3.7%	1.1%	2.2%	17.0%
5 - Fri	3.0%	0.4%	2.4%	3.7%	4.5%	1.7%	1.3%	2.2%	19.1%
6 - Sat	3.0%	1.1%	1.3%	5.8%	7.1%	2.6%	2.6%	1.7%	25.2%
Totals	15.1%	4.5%	11.2%	19.1%	21.1%	10.5%	6.9%	11.6%	100.0%




Investing in our CCTV

- Upgrading city center line of cameras to 60ghz and others
- Recent CCTV System upgrade
- Safer Street Funding cameras
- Additional mobile cameras
- Volunteer CCTV Operators
- Increased viewing hours
- Upgrading end-of-life cameras
- Expanding our network

Any
Question?



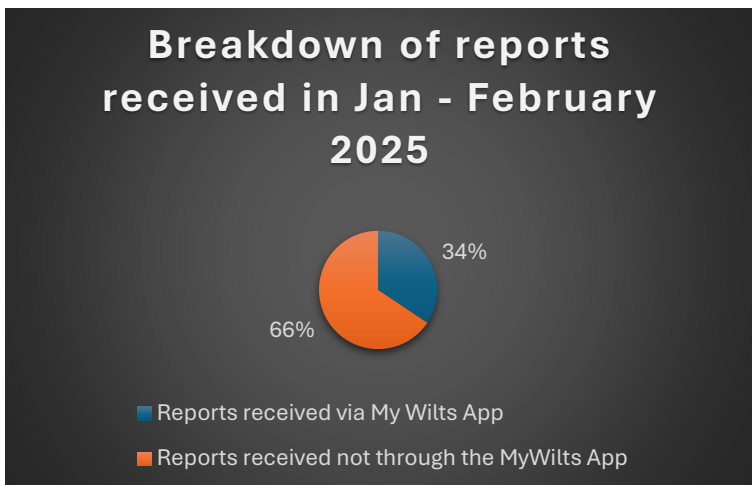
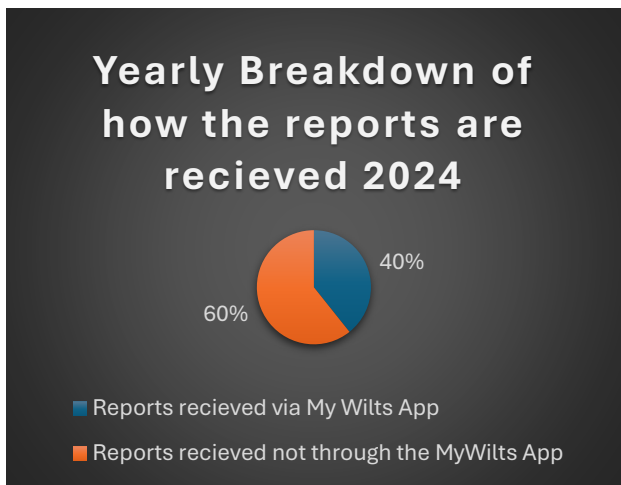


Summary of 2024 Reports

- 📌 **Flytipping:** Throughout 2024, our Officers and Operatives have responded to 286 reports of fly tipping within the city, as well as assisting Wiltshire Council to combat this environmental crime.
- 📌 **Dog Fouling:** While incidents of dog fouling have only decreased slightly, it's still a widespread issue unfortunately, additional measures to combat this, from a dog poo bag dispenser, and an increase cleansing rounds have been introduced in high-traffic areas.
- 📌 **Waste Disposal:** Efforts to reduce unauthorised waste bags on the streets have shown success, with 158 fewer reports compared to 2023, aided by communication with businesses and residents.
- 📌 **Graffiti:** The team is tackling graffiti on a daily basis, helping keep the city looking clean and fresh.
- 📌 **Broken Glass –** Since the introduction of the PSPO in May 2024, broken glass reports have decreased substantially in the city centre, indicating improvements in safety or cleanliness.
- 📌 **Public Engagement:** The public is encouraged to report various environmental issues such as littering, fly tipping, graffiti, dog fouling, vomit, and fly posting through the My Wilts App.
- 📌 **Overall Improvement:** The number of reports to Streetscene in 2024 decreased by 379 compared to the previous year, indicating a positive progress in the city's cleanliness.

January – February 2025

- 📌 **Street Litter and Cleansing:** A decrease in street litter and flytipping in both January and February 2025 compared to 2024, indicates a positive shift in street cleanliness.





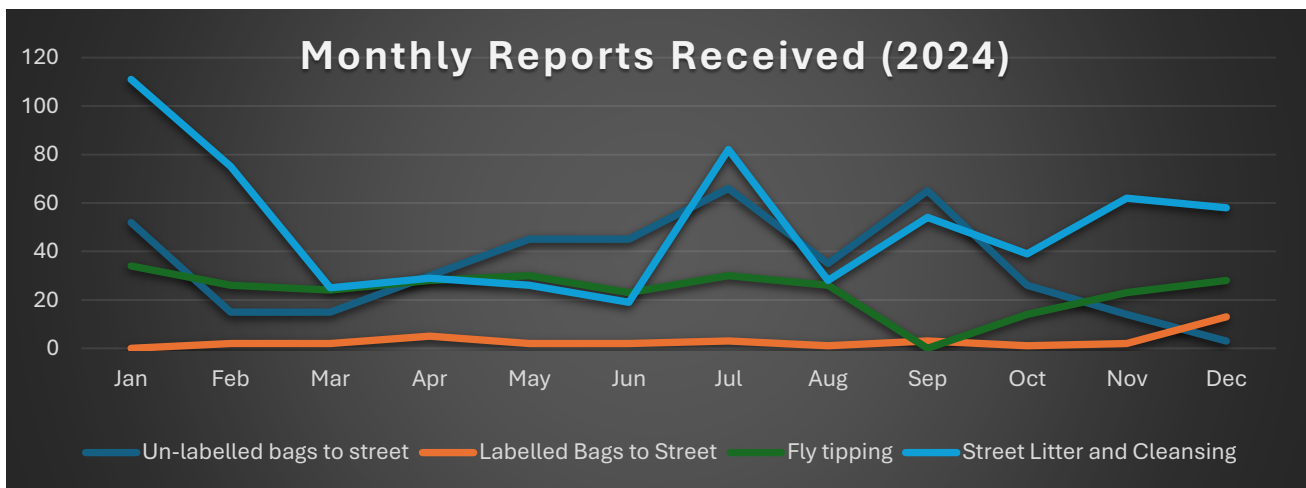
Street Scene Statistics

SALISBURY CITY COUNCIL

The graphs shown below detail the number of monthly reports received by our Streetscene Officers over the past year, either by the My Wilts App, through reports from staff or by residents through email and phone calls.

Key:

-  Unlabelled bags mean any fly tipped bag of domestic waste dumped on the street without a authorised a white household waste label provided by Wiltshire Council
-  Labelled bags mean they contain a Wiltshire Council white household waste label, but have missed collection and the resident hasn't arranged a rescheduled collection
-  Fly tipping – reports of the illegal act of dumping rubbish in a place where it is not permitted.
-  Street litter and Cleansing – covers reports of litter on the streets, dog foul, broken glass, human waste, vomiting, overflowing bins, trolleys left on the streets, flyposting, graffiti, obscene graffiti, dead animals, issues with play areas, issues with highways and pavements, vandalism or broken street furniture.



Compared to:

